




# PCIe passive adapter User's Manual

Model: PE4H

FAE2009PE4H\_1.1

Dec 2009



**Bplus Technology Co., Ltd.**  
**5F, No.63, Zhou-Tzyy St., Nei-Hu,**  
**Taipei, Taiwan**  
**(886-2)77210550 TEL**  
**(866-2)87974200 FAX**  
<http://www.Bplus.com.tw>

# CONTENTS

Introduction .....	2
Interface.....	2
features .....	2
Application note .....	2
SWEX user Guide.....	2
Caution .....	7
Maintenance.....	7

## 1.0 Introduction

The PE4H is designed for Notebook PCs that convert s PCI Express 16X Add-on Card to ExCard or mPCIe or PCIe 1x connector.

## 2.0 Interface




## 3.0 Features

- PE4H-EC2C allows user to test PCI Express Add-in-Card on the ExpressCard slot
- PE4H-PM3N allows user to test PCI Express Add-in-Card on the PCI Express mini card slot.
- PE4H-HP1A allows engineer to extend PCIe add-on card to test.
- Internal PC power supply and external power supply is separated by power switch.
- Supports PCIe 4x bandwidth with 4 mini HDMI connector.

**Notice:** PE4H is PCIe 1x bandwidth limit from Expresscard and mini PCIe specification. 3.3V/1.3A (Max) from expresscard, 12V/5V from power cable from power supply.

## 4.0 Application note

### Application note for PE4H+EC2C



● **PE4H+EC2C using with PCIe\_3.3V from PC**

1. plug PCIe 1X card into PCIe slot
2. Plug EC2C into PC Expresscard slot.



● **PE4H+EC2C using with PCIe\_3.3V from external DC**

1. External DC with 15V~20V adapter



**Caution:** PCIe card must plug in PCIe connector on power off state!

## 2. External power with ATX power supply










**PE4H+HP1A**

## 5.0 SWEX user Guide:



Caution: the ATX power supply must be powered off before assemble!!



SWEX top face



plug ATX power cable into connector.



Set sw1 as below:

SW1	1-2	2-3
POWER	ON	OFF

When SW1 set on 1-2, the power is on, supply +12V&+5V to PE4H; when SW1 set on 2-3, the power is off.

## 6.0 Caution

- All products specifications are subject to change without notice.
- Bplus Technology reserves the right to modify the products in its line during the course of the year.

## 7.0 Maintenance

There is no guarantee for incorrect operation.

Please contact the distributor for more details.