


R6y series is M.2 Key M 2280 Edge Connector Extension Adapter cable, adapted to PCIe x1, x4, x16, M.2 Key M / A+E, mPCIe (mini PCIe), U.2 (SFF-8639) connectors to re-locate a PCIe card slot or bridge between slots on two different PCBs.

The ribbonized format of the axial cable provides a dense and flexible solution without signal attenuation for high speed PCIe Gen3 8Gbps Data Transaction, bidirectional 16Gpbs (16GT/sec) per PCIe lane.

**Interface:** mPCIe

**Application:** WiFi SSD LTE









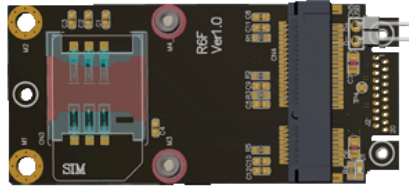

## Specification

- **Maximum Speed:**  
PCIe Gen3 8Gbps. Bidirectional 2.0GB/sec (16Gpbs , 16GT/sec) per PCIe lane, PCIe Gen2 (5Gbps) & PCIe Gen1 (2.5Gbps) compatibles.
- **Header (Male) Connector:**  
mPCIe Half Size
- **Receptacle (Female) Connector:**  
PCIe x1, x4, x16, M.2 Key M / A+E, mPCIe (mini PCIe), U.2 (SFF-8639)
- **Cable: Length:**  
Standard (015) = 15cm (6inch), Customized for 1~999cm (001~999)  
\* Guideline: PCIe Gen3 8Gbps max 24 inch (60cm)
- **Cable Type:**  
Flat, Twin Axial, Thickness=1.4mm (1/16 inch) Width=9mm (3/8 inch)
- **Color:** Black
- **Connector Type:**  
Straight (SF), Right angles (SR), Left angled (SL), Dual Edge (SS)

## Bullet Points

- **Cable Quality:**  
Stable PCIe Gen3 8Gbps or higher with high quality Axial Cable
- **Cable Flexibility:**  
Highly-routable, foldable, flexible
- **Thickness=1.4mm (1/16 inch) Width=9mm (3/8 inch)**
- **Cable Length:**  
Standard (015) = 15cm (6inch), Customized for 1~999cm (001~999)
- **Contact sales for customize:**  
[sales@bplus.com.tw](mailto:sales@bplus.com.tw)
- **PCB Quality:**  
Experienced design and durable material for High frequency and low attenuation.
- **Connector Quality:**  
Taiwan Made high quality for PC server / mother board.
- **Solder Point Protection:**  
PCB-Swaddled and fixed with Bolts and nut to prevent tearing and short circuit for PCB-Cable solder points.

**R6y Series Comparison Table: Rxy, x=6 , Header = mPCIe Half Size Edge Connector**

Header (x) x Code= 6	Receptacle (y) y Code= 1~7		Description
<p>x Code= 6</p> <p><b>R6S</b></p> <p>mPCIe Edge Connector (PCIe x1)</p> 	<p>y Code= 1</p> <p><b>R1F</b> <b>R1R</b> <b>R1L</b></p>	 PCIe x1 Edge Free	<p><b>R61 : R61zz-nnn</b> y=1: PCIe x1 * Edge Free for x4, x8, x16 * zz = SF, SR, SL, SS</p>
	<p>y Code= 2</p> <p><b>R2F</b> <b>R2R</b> <b>R2L</b></p>	 PCIe x4 Edge Free	<p><b>R62 : R62zz-nnn</b> y=2: PCIe x4 * PCIe x1 connection * Edge Free for x8, x16 * zz = SF, SR, SL, SS</p>
	<p>y Code= 3</p> <p><b>R3F</b> <b>R3R</b> <b>R3L</b></p>	 PCIe x16	<p><b>R63 : R63zz-nnn</b> y=3: PCIe x16 * PCIe x1 connection * Retention for zz=SR&amp;SL only * zz = SF, SR, SL, SS</p>
	<p>y Code= 4</p> <p><b>R4F</b></p>	 M.2 <b>Key M</b> 2280	<p><b>R64 : R64zz-nnn</b> y=4: M.2 Key M 2280 * PCIe x1 connection * zz = SF</p>
	<p>y Code= 5</p> <p><b>R5F</b></p>	 M.2 <b>Key A E</b> 2230	<p><b>R65 : R65zz-nnn</b> y=5: M.2 Key A 2230 * PCIe x1 connection * For M.2 KeyA or A+E modules * zz = SF</p>
	<p>y Code= 6</p> <p><b>R6F</b></p>	 mPCIe	<p><b>R66 : R66zz-nnn</b> y=6: mPCIe (mini PCIe) * PCIe x1 connection * zz = SF</p>
	<p>y Code= 7</p> <p><b>R7F</b></p>	 U.2 (SFF-8639)	<p><b>R67 : R67zz-nnn</b> y=7: U.2 (SFF-8639) * PCIe x1 connection * zz = SF</p>

\* zz: Connector Type: Straight (SF), Right angles (SR), Left angled (SL), Dual Edge (SS):

\* nnn: Cable Length (cm), Standard nnn=015, 15cm (6 inch)

**R6y Series , mPCIe Half Size : Product List**

 <p>PCIe x1 R61SR-xxx</p>	 <p>PCIe x4 R62SF-xxx</p>	 <p>PCIe x16 R63SF-xxx</p>
 <p>M.2 Key M 2280 R64SF-xxx</p>	 <p>M.2 Key A E 2230 R65SF-xxx</p>	 <p>mPCIe (mini PCIe) R66SF-xxx</p>
 <p>U.2 (SFF-8639) R67SF-xxx</p>		

## Customized Rxx Series Extender Board

For example:

Part-Number	R11SF020A Extender Board
R11SF020A	<p>Interface (L) PCIe 1x Code: <b>1</b></p> <p>Form-Factor (S) Gold Finger Code: <b>S</b></p> <p>Cable Length 20cm Code: <b>020</b></p> <p>Cable Material High Speed cable Code: <b>A</b></p> <p>Interface (R) PCIe 1x Code: <b>1</b></p> <p>Form-Factor (F) Flat mount Code: <b>F</b></p>

R **1** **1** **S** **F** **020** **A**

Part Number	R11SF020A	
Interface (L)	PCIe 1x	Code <b>1</b>
Interface (R)	PCIe 1x	Code <b>1</b>
Form-Factor (S)	Gold Finger	Code <b>S</b>
Form-Factor (F)	Flat mount	Code <b>F</b>
Cable Length	20cm	Code <b>020</b>
Cable Material	High Speed cable	Code <b>A</b>

PCIe-Cable Adapter part-number and product name example:

- R11SF020A PCIe 1x Extender cable=20cm
- R22SS050A PCIe 4x Jumper cable=50cm
- R33SR030A PCIe 16x Right Angle Adapter cable=30cm
- R47SF015A U.2 NVMe SSD to M.2 Key M Adapter cable=15cm

### Part-Number descriptions

Type Code	Interface (L)	Type Code	Interface (R)	Type Code	Form-Factor (S)	Type Code	Form-Factor (F)	Length (cm)	Type Code	Material
1	PCIe x1	1	PCIe x1	S	Gold Finger	S	Gold Finger	005	A	High-S cable
2	PCIe x4	2	PCIe x4	F	Flat mount	F	Flat mount	015	M	3M® cable
3	PCIe x16	3	PCIe x16	R	Right angle	R	Right angle	020	R	Ribbon cable
4	M.2 M Key	4	M.2 M Key	L	Left angle	L	Left angle	030	F	FFC cable
5	M.2 A E Key	5	M.2 A E Key					045	-XX	Other (OEM)
6	mPCIe	6	mPCIe					060	-TG	High-Tg PCB
		7	U.2 (SFF-8639)					other		

Series	Product #	Header (x) = 1~7	Receptacle (y) = 1~7
R1y	R1yzz-nnn	1: PCIe x1	1: PCIe x1 Edge Free for x4, x8, x16
R2y	R2yzz-nnn	2: PCIe x4	2: PCIe x4 Edge Free for x8, x16
R3y	R3yzz-nnn	3: PCIe x16	3: PCIe x16
R4y	R4yzz-nnn	4: M.2 Key M	4: M.2 Key M
R5y	R5yzz-nnn	5: M.2 Key A+E	5: M.2 Key A+E
R6y	R6yzz-nnn	6: mPCIe (mini PCIe)	6: mPCIe (mini PCIe)
R7y	R7yzz-nnn	7: U.2 (SFF-8639)	7: U.2 (SFF-8639)